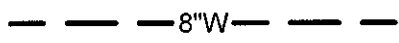


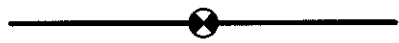
PROP. 8" WATER



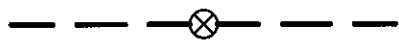
PROPOSED WATER AND SIZE



EXISTING WATER AND SIZE



PROPOSED VALVE



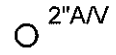
EXISTING VALVE




PROPOSED FIRE HYDRANT



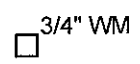
EXISTING FIRE HYDRANT



AIR & VACUUM VALVE AND SIZE



BLOW OFF VALVE AND SIZE



WATER METER AND SIZE



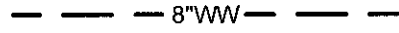
REDUCER



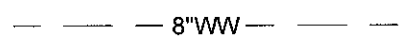
BACKFLOW PREVENTION DEVICE




THRUST BLOCK




PROPOSED WASTEWATER LINE AND SIZE



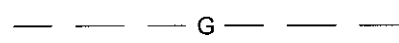
EXISTING WASTEWATER LINE AND SIZE



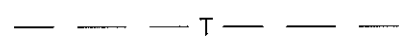
PROPOSED STORM DRAIN LINE AND SIZE



EXISTING STORM DRAIN LINE AND SIZE



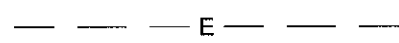
EXISTING GAS LINE



EXISTING UNDERGROUND TELEPHONE LINE



EXISTING UNDERGROUND FIBER OPTIC TELEVISION, PHONE, OR DATA LINE



EXISTING UNDERGROUND ELECTRIC LINE



EXISTING UNDERGROUND CABLE TELEVISION LINE

CITY OF THOUSAND OAKS
PUBLIC WORKS DEPARTMENT

CHG	DESCRIPTION	DATE	INITIAL
	<i>Jay Morgan</i>	6.10.09	
APPROVED	CITY ENGINEER	DATE	

STANDARD SYMBOLS

PLATE NO.
31-1