


RICHMOND TERRACE REHABILITATION

“BEFORE”



“AFTER”



Consolidated Annual Performance & Evaluation Report for the
U.S. Department of Housing & Urban Development (HUD)

- Public Review – August 15 – September 13, 2016
- City Council Review – September 13, 2016
- HUD Submittal Date – September 20, 2016

**For more information, contact Senior Analyst Caroline Milton in the Community Development Department at (805)449-2331 or by email to cmilton@toaks.org*

On the Cover

During the 2015-16 program year, the City used \$70,000 in federal Community Development Block Grant (CDBG) funds from the U.S. Department of Housing and Urban Development (HUD) to support improvements at the 26-unit affordable rental complex, Richmond Terrace Apartments, owned and managed by Thousand Oaks-based, non-profit, housing corporation, Many Mansions.

As shown in the cover photographs, the CDBG-supported improvements included

- Façade Improvements;
- Fence Replacement; and
- Garage Door Replacement.

During 2015-16, the City also used \$160,000 for improvements at the 43-unit affordable rental complex, Los Arboles Apartments, owned and managed by the Area Housing Authority of the County of Ventura.

Los Arboles improvements included Sidewalk safety improvements, Driveway repairs, Replacement exterior Lighting fixtures, replacement Water Heaters and Carport upgrades.

The City also supported repairs and rehabilitation at 6 single-family homes, including 4 mobile homes, all owned and occupied by very low-income seniors.

During 2015-16, the City also used CDBG funds to award operational grants to the following local social services providers:

Provider	Program	Grant \$
Lutheran Social Services	Emergency Assistance	\$19,907
Senior Concerns	Meals on Wheels	19,835
Conejo Free Clinic	Medical Services	15,000
County of Ventura	RAIN Transitional Housing	7,934
Long Term Care Services	Senior Ombudsman	9,917
Westminster Free Clinic	Medical Services	8,000
Many Mansions	Case Management	3,000
	Totals	\$83,593

Finally, the City spent \$15,000 for a Fair Housing Counseling Program and \$99,803 to cover a portion of the City's staff costs to administer the entire CDBG program.



Program Year 2015
Consolidated Annual Performance
and Evaluation Report (CAPER)
for the U.S. Department of Housing
and Urban Development (HUD)

≈ ≈ ≈

City Council

Joel Price , Mayor

Claudia Bill de la Peña, Mayor Pro Tem

Andrew P. Fox, Councilmember

Al Adam, Councilmember

Rob McCoy, Councilmember

Andrew Powers, Interim City Manager

Mark Towne, Interim Community Development Director

Caroline R. Milton, Senior Analyst

Lynn Oshita, Housing Coordinator

CR-05 - Goals and Outcomes

Progress the jurisdiction has made in carrying out its strategic plan and its action plan. 91.520(a)

This could be an overview that includes major initiatives and highlights that were proposed and executed throughout the program year.

The City of Thousand Oaks collaborated with the County of Ventura and other Ventura County cities on a regional 2015-2019 Consolidated Plan. However, the City of Thousand Oaks prepares its annual Action Plan and annual CAPER reports solely for its own jurisdiction.

In some instances, IDIS has pre-populated this CAPER template, and the required CAPER reports PR03, PR06, PR23 and the Con Plan Goals and Accomplishments Report, with information that relates to the regional Con Plan goals and accomplishments, not solely to Thousand Oaks.

At several places in this report, the City provides commentary on some pre-populated information that does not relate to Thousand Oaks, along with correct data, when appropriate.

Also, the City of Thousand Oaks is NOT a HOME jurisdiction or an ESG recipient.

During the 2015 program year, the City of Thousand Oaks used CDBG funds for the following activities:

Goal: Housing Rehabilitation to Preserve Existing, Affordable Units for Long-Term Availability as Low-Income Housing

Outcome: Decent Housing, Sustainability

A) \$160,000 for Multi-Family Rehabilitation (43 family rental apartments, restricted to low-income households) at Los Arboles Apartments, owned and managed by the Area Housing Authority of the County of Ventura.

B) \$70,000 for Multi-Family Rehabilitation (26 rental apartments, including 13 units with permanent supportive services, for low-income, formerly homeless persons or persons with disabilities) at Richmond Terrace Apartments, owned and managed by non-profit affordable housing corporation, Many Mansions.

C) \$24,403 for Single-Family Rehabilitation (6 owner-occupied, very low-income single-family units including 4 mobile homes.)

Goal: Provide Supportive Services for Special Needs

Outcome: Suitable Living Environment, Services for Low-Income Persons, Youth, Seniors, Homeless and Persons with Disabilities

A) \$83,593 (15 percent of City's 2015 entitlement grant) for Operational grants to 7 local, non-profit providers of public and social services to lower-income City residents.

Goal: Program Administration

Outcome: Suitable Living Environment, Program Administration

A) \$114,803 (20 percent of City's 2015 entitlement grant) for reimbursement of Staff costs, public outreach, maintenance and operations to implement CDBG-funded activities.

Comparison of the proposed versus actual outcomes for each outcome measure submitted with the consolidated plan and explain, if applicable, why progress was not made toward meeting goals and objectives. 91.520(g)

Categories, priority levels, funding sources and amounts, outcomes/objectives, goal outcome indicators, units of measure, targets, actual outcomes/outputs, and percentage completed for each of the grantee's program year goals.

Goal	Category	Source / Amount	Indicator	Unit of Measure	Expected – Strategic Plan	Actual – Strategic Plan	Percent Complete	Expected – Program Year	Actual – Program Year	Percent Complete
Economic Development	Non-Housing Community Development	CDBG: \$	Businesses assisted	Businesses Assisted	0	0				
Fair Housing Opportunity	Non-Homeless Special Needs	CDBG: \$	Public service activities other than Low/Moderate Income Housing Benefit	Persons Assisted	0	0				

Improve Infrastructure	Non-Housing Community Development	CDBG: \$	Public service activities other than Low/Moderate Income Housing Benefit	Persons Assisted	0	0				
Improve Public Facilities	Non-Housing Community Development	CDBG: \$	Public Facility or Infrastructure Activities other than Low/Moderate Income Housing Benefit	Persons Assisted	0	0				
Improve Quality of Housing	Affordable Housing	CDBG: \$	Rental units rehabilitated	Household Housing Unit	70	70	100.00%	70	69	98.57%
Improve Quality of Housing	Affordable Housing	CDBG: \$	Homeowner Housing Rehabilitated	Household Housing Unit	11	6	54.55%	11	6	54.55%
Improve Quality of Housing	Affordable Housing	CDBG: \$	Housing Code Enforcement/Foreclosed Property Care	Household Housing Unit	0	0				
Increase Availability of Housing	Affordable Housing	CDBG: \$ / HOME: \$	Rental units constructed	Household Housing Unit	0	0				
Planning and Administration	Administration	CDBG: \$	Other	Other	1	1	100.00%	1	1	100.00%
Provide Non-Homeless Supportive Services	Non-Homeless Special Needs	CDBG: \$	Public service activities other than Low/Moderate Income Housing Benefit	Persons Assisted	7000	7286	104.09%	7000	7286	104.09%

Provide Services to the Homeless	Homeless	CDBG: \$ / ESG: \$	Public service activities other than Low/Moderate Income Housing Benefit	Persons Assisted	0	0				
----------------------------------	----------	--------------------	--	------------------	---	---	--	--	--	--

Table 1 - Accomplishments – Program Year & Strategic Plan to Date

Assess how the jurisdiction's use of funds, particularly CDBG, addresses the priorities and specific objectives identified in the plan, giving special attention to the highest priority activities identified.

In 2012, the State of California dissolved all local government Redevelopment Agencies, including the Thousand Oaks Redevelopment Agency that had formerly received \$4 million annually to invest in the production of new affordable rental housing units. In response, the City of Thousand Oaks has identified the preservation, primarily through housing rehabilitation, of the City's existing affordable rental units and this activity is currently the City's # 1 highest priority goal.

During the 2015 program year, the City used \$230,000 (40% of the City's 2015 CDBG entitlement grant) for the rehabilitation of 69 units of multi-family, affordable rental units. In addition, the City used \$24,403 (4.2% of the City's 2015 CDBG entitlement) for the rehabilitation of 6 owner-occupied, very low-income, single-family units, including 4 mobile homes. In addition, \$1,811 in Program Income was earned for HS 9941 (Shadow Hills Improvements). The City was notified after the close of the 2014-15 program year; therefore, the funds were allocated to HS 9945 (Richmond Terrace Improvements).

The City's second highest priority is to use CDBG funds for the delivery of public and social services to lower-income City residents with special needs. In PY 2015, the City invested \$83,593 (15% of the City's 2015 CDBG entitlement grant) in CDBG funds for 7 operational grants to the following local non-profit organizations:

- Conejo Free Clinic – Medical Services Program, \$15,000
- County of Ventura RAIN Program – Transitional Housing for Homeless Families, \$7,934
- Long Term Care – Senior Ombudsman Program, \$9,917
- Lutheran Social Services – Emergency Services Program, \$19,907
- Many Mansions – Case Management Program, \$3,000
- Conejo Valley Senior Concerns – Meals on Wheels Program, \$19,835
- Westminster Free Clinic – Economic Response Program, \$8,000

FY 2015 – 2016 (PY 2015) CDBG PROGRAM EXPENDITURES

This table summarizes City's CDBG-funded expenditures from 7/1/15 through 6/30/16 and includes unspent CDBG funds from prior years

Balance 6/30/15	Project/Activity	PY 2015 Allocations	Amendments	Total Budget	PY 2015 Expenses	Balance 6/30/16
86,665	Community Projects (65%)	375,621	-0-	462,286	273,130	189,156
22,334	2013 Low-Income, Single Family Residential Rehabilitation HS 9939 Surplus Funds (Project Completed)	-0-	-0-	22,334	-0-	22,334
64,331	2014 Low-Income, Single-Family Residential Rehabilitation HS 9943 Surplus Funds (Project Completed)	-0-	-0-	64,331	18,727	45,604
-0-	2015 Low-Income, Single-Family Residential Rehabilitation HS 9946	145,621	-0-	145,621	24,403	121,218 ^B
-0-	Richmond Terrace Apts. Improvements HS 9945 ^A	70,000	-0-	70,000	70,000	-0-
-0-	Los Arboles Apartments Improvements HS 9944	160,000	-0-	160,000	160,000	-0-
-0-	Public Services (15%)	83,593	-0-	83,593	83,593	-0-
-0-	Conejo Free Clinic BG 9816	15,000	-0-	15,000	15,000	-0-
-0-	County of Ventura RAIN Program BG 9833	7,934	-0-	7,934	7,934	-0-
-0-	Long Term Care BG 9821	9,917	-0-	9,917	9,917	-0-
-0-	Lutheran Social Services BG 9822	19,907	-0-	19,907	19,907	-0-
-0-	Many Mansions Case Management BG 9828	3,000	-0-	3,000	3,000	-0-
-0-	Conejo Valley Senior Concerns Meals on Wheels BG 9818	19,835	-0-	19,835	19,835	-0-
-0-	Westminster Free Clinic BG 2026	8,000	-0-	8,000	8,000	-0-
-0-	Administration (20%)	114,803	-0-	114,803	114,803	-0-
-0-	Administration BGADMN	99,803	-0-	99,803	99,803	-0-
-0-	Fair Housing BGADMN	15,000	-0-	15,000	15,000	-0-
86,665	CDBG Program (100%)	574,017	-0-	660,682	471,526	189,156

Notes:

- A. In addition to the revenue shown above, Program Income of \$1,811, was earned for HS 9941 (2014 Shadow Hills Improvements). These funds totaling \$1,811 were reported to the City after close of 2014-15 program year (6/30/15); therefore income was allocated to HS 9945, Richmond Terrace Improvements, as (Minor) Amendment # 1 to PY 2015 CDBG Action Plan (Contract 10939-2015A1).
- B. HS 9946, 2015 Low-Income, Single-Family Residential Rehabilitation, is estimated to be completed by October 2016.

Program Expenditure

CR-10 - Racial and Ethnic composition of families assisted

Describe the families assisted (including the racial and ethnic status of families assisted).

91.520(a)

	CDBG
White	5,414
Black or African American	160
Asian	250
American Indian or American Native	23
Native Hawaiian or Other Pacific Islander	5
Total	5,852
Hispanic	2,408
Not Hispanic	3,776

Table 2 – Table of assistance to racial and ethnic populations by source of funds

Narrative

The following race category were missing in the table above:

- American Indian/Alaskan Native & White: 1
- Asian and White: 20
- Black/African-American and White: 20
- Amer. Indian/Alaskan Native & Black: 4
- Other Multi-Racial: 287

Total number of families assisted: 6,184 (not 5,852)

According to Census 2010, approximately 70% of the Thousand Oaks population are non-Hispanic Whites. The Hispanic/Latino population totals 16.8% but represents a higher percentage of lower-income persons receiving CDBG assistance from the City. For example, in 2014, the percentage of Hispanic persons benefitting from CDBG-funded public and social services was 32.4 percent of the assisted populations, nearly twice the percentage of Hispanics in the overall population.

On the other hand, Asian/Pacific Islanders total 8.7 percent of the City's population but only 4.2 percent of the CDBG-assisted social services population. The percentage of Black/African American residents in the general population is 1.2% versus 2.3% in the CDBG-assisted population. All other races and ethnicities in the City's population total less than 1% each in the total and/or CDBG-assisted populations.

CR-15 - Resources and Investments 91.520(a)

Identify the resources made available

Source of Funds	Source	Resources Made Available	Amount Expended During Program Year
CDBG		2,000,000	471,526

Table 3 – Resources Made Available

Narrative

Correction to above table is as follows:

- **Resources Made Available: \$660,682**
- **Amount Expended During Program Year 2015: \$471,526**

In PY 2015, the City of Thousand Oaks received \$574,017 in CDBG funds. In addition, the City of Thousand Oaks leveraged 15% of this entitlement or \$83,593 for public and social services, with \$103,287 in local Social Services Endowment Funds for a combined public and social services grants budget of \$186,880.

Identify the geographic distribution and location of investments

Target Area	Planned Percentage of Allocation	Actual Percentage of Allocation	Narrative Description
Westside Neighborhood Revitalization Strategy Area			
Westside Neighborhood Revitalization Strategy Area	24		
Westside Neighborhood Revitalization Strategy Area	35		

Table 4 – Identify the geographic distribution and location of investments

Narrative

Westside Neighborhood Revitalization Strategy Area is not in the City of Thousand Oaks and not included in the City of Thousand Oaks CDBG Action Plan.

Program Year 2015 CDBG investments benefitted low-income residents in the following areas:

1. Los Arboles Apartments, 801-886 Calle Haya, Thousand Oaks, CA 91360. Census Tract 6500, Block Group 2.

2. Richmond Terrace Apartments, 760 Warwick Avenue, Thousand Oaks, CA 91360, Census Tract 6900, Block Group 2.

Leveraging

Explain how federal funds leveraged additional resources (private, state and local funds), including a description of how matching requirements were satisfied, as well as how any publicly owned land or property located within the jurisdiction that were used to address the needs identified in the plan.

Fifteen percent (\$83,593) of the PY 2015 CDBG entitlement grant was leveraged by \$103,287 in local Social Services Endowment Funds (SSEF) to fund a total of 28 operational grants to local non-profit organizations to support the delivery of public and social services to low-income City residents with special needs.

CR-20 - Affordable Housing 91.520(b)

Evaluation of the jurisdiction's progress in providing affordable housing, including the number and types of families served, the number of extremely low-income, low-income, moderate-income, and middle-income persons served.

	One-Year Goal	Actual
Number of Homeless households to be provided affordable housing units	0	0
Number of Non-Homeless households to be provided affordable housing units	68	62
Number of Special-Needs households to be provided affordable housing units	13	13
Total	81	75

Table 5- Number of Households

	One-Year Goal	Actual
Number of households supported through Rental Assistance	0	0
Number of households supported through The Production of New Units	0	0
Number of households supported through Rehab of Existing Units	81	75
Number of households supported through Acquisition of Existing Units	0	0
Total	81	75

Table 6 - Number of Households Supported

Discuss the difference between goals and outcomes and problems encountered in meeting these goals.

In Program Year 2015, the City budgeted for the rehabilitation of 11 low-income owner-occupied, single-family homes. However, due to the time needed to implement the income eligibility review and contractor bid phases of this activity, only 6 units became qualified and will be rehabilitated during the 2015 CDBG program year. Of these 6 units, 4 are mobile homes.

Discuss how these outcomes will impact future annual action plans.

Based on the outcomes for the City's 2015 program year Single-Family, low-income owner-occupied residential rehabilitation program, which yielded fewer completed units than had been budgeted for, in Program Year 2016, the City is contracting with a non-profit corporation, the Senior Alliance for

Empowerment (SAFE) that advocates for the rehabilitation of very low-income senior owner-occupants of single-family homes. The goal is for SAFE to complete up to 12 units during the 2016-17 program year.

Include the number of extremely low-income, low-income, and moderate-income persons served by each activity where information on income by family size is required to determine the eligibility of the activity.

Number of Persons Served	CDBG Actual	HOME Actual
Extremely Low-income	4,053	0
Low-income	1,669	0
Moderate-income	894	0
Total	6,616	0

Table 7 – Number of Persons Served

Narrative Information

Multi-Family Rehabilitation – 44 Extremely Low-income, 16 Low-income, and 9 Moderate-income.

Single-Family Rehabilitation -- 1 Extremely Low-income, and 5 Low-income.

Public and Social Services – 4,008 Extremely Low-income, 1,648 Low-income, and 885 Moderate-income.

CR-25 - Homeless and Other Special Needs 91.220(d, e); 91.320(d, e); 91.520(c)

Evaluate the jurisdiction's progress in meeting its specific objectives for reducing and ending homelessness through:

Reaching out to homeless persons (especially unsheltered persons) and assessing their individual needs

The City invests CDBG funds to support the programs of the following local non-profit organizations that serve homeless persons and assess their individual needs:

- Lutheran Social Services – Emergency Services Program
- St. Vincent de Paul Society – Poor and Homeless Program
- Conejo Free Clinic – Medical Services Program
- Westminster Free Clinic – Economic Response Program.

Addressing the emergency shelter and transitional housing needs of homeless persons

Emergency Shelter: Annually, from December 1 through March 31, the Conejo Valley Winter Shelter, a nightly 30-bed program, is organized by Lutheran Social Services and implemented by volunteers at seven houses of faith.

Transitional Housing: The City uses CDBG funds to support the County of Ventura's RAIN program, a transitional housing facility with supportive services that serves 2 or 3 Thousand Oaks families each year.

Helping low-income individuals and families avoid becoming homeless, especially extremely low-income individuals and families and those who are: likely to become homeless after being discharged from publicly funded institutions and systems of care (such as health care facilities, mental health facilities, foster care and other youth facilities, and corrections programs and institutions); and, receiving assistance from public or private agencies that address housing, health, social services, employment, education, or youth needs

The City of Thousand Oaks supports the Ventura County Continuum of Care Alliance, managed by the County of Ventura, County Executive Office. Through the investment of 15% of the City's CDBG funding, the City supports local non-profit organizations that provide essential services to very low-income, at-risk households, assisting them to maintain and stabilize their housing situation.

Helping homeless persons (especially chronically homeless individuals and families, families with children, veterans and their families, and unaccompanied youth) make the transition to permanent housing and independent living, including shortening the period of time that

individuals and families experience homelessness, facilitating access for homeless individuals and families to affordable housing units, and preventing individuals and families who were recently homeless from becoming homeless again

The City collaborates with the Area Housing Authority of the County of Ventura and with local non-profit affordable housing developer Many Mansions to preserve the City's supply of multi-family affordable housing units. In 2016, the City will also collaborate with the Senior Alliance for Empowerment (SAFE), an advocacy group for very low-income, senior owner-occupants of single-family homes, particularly mobile homes. Through these collaborations, the City supports the local inventory of affordable housing units and maximizes the opportunity for homeless persons to access permanent housing, as well as units with supportive services.

CR-30 - Public Housing 91.220(h); 91.320(j)

Actions taken to address the needs of public housing

The Area Housing Authority of the County of Ventura (AHA) operates 3 public housing complexes in the City of Thousand Oaks.

- Fiore Gardens – 50 Family Units, 370 Hillcrest Drive (Census Tract 70, Block Group 2)
- Florence Janss – 64 Senior Units, 190-210 Brazil Street (Census Tract 70, Block Group 1)
- Leggett Court – 49 Family Units, 1824 Los Feliz Drive (Census Tract 71, Block Group 1).

Actions taken to encourage public housing residents to become more involved in management and participate in homeownership

The AHA provides opportunities for residents to participate in management, as follows:

1. Attending Resident Council or Resident Advisory meetings;
2. Membership in the Resident Council or Resident Advisory Committee;
3. Becoming a Resident Commissioner on the AHA's Board of Commissioners.

To assist residents gain knowledge and move toward home ownership, the AHA offers a free, monthly First-Time Homebuyers Workshop which includes a free credit score. A Home Ownership program is also available through the Housing Choice Voucher Program (Section 8).

Actions taken to provide assistance to troubled PHAs

The Area Housing Authority of the County of Ventura (AHA) is a high-performing agency and is not identified as a troubled agency.

CR-35 - Other Actions 91.220(j)-(k); 91.320(i)-(j)

Actions taken to remove or ameliorate the negative effects of public policies that serve as barriers to affordable housing such as land use controls, tax policies affecting land, zoning ordinances, building codes, fees and charges, growth limitations, and policies affecting the return on residential investment. 91.220 (j); 91.320 (i)

Together with the adoption of the City's 2014-2021 Housing Element (approved by the California Department of Housing and Community Development), as described below, the City amended the Municipal Code, to facilitate the development of future affordable housing units:

- Ordinance 1547-NS defines supportive and transitional housing units such that they are permitted, subject to the same standards as conventional residential uses of the same types in the same zones.
- Ordinance 1555-NS revises the findings for approval of a residential planned development permit to avoid any developmental constraint.
- Ordinance 1569-NS allows parking structures and reduced setbacks for buildings over 25 feet high to accommodate affordable housing.

In February 2015, the Conejo Recreation and Park District, which serves Thousand Oaks, voted to reduce State-mandated Quimby fees for Thousand Oaks Boulevard, clearing a major financial hurdle for developers seeking to build multi-family housing in that location.

Actions taken to address obstacles to meeting underserved needs. 91.220(k); 91.320(j)

The greatest underserved community need is affordable housing for low and moderate-income persons. The City is committed to using CDBG funds to support the rehabilitation of existing affordable rental and owner units to help ensure they remain available for occupancy by lower-income households for the remaining years of the affordability period.

In addition, the City is committed to supporting the delivery of public and social services to low-income persons with special needs. Each year, the City leverages 15% of its CDBG entitlement grant with at least \$100,000 in local Social Services Endowment Funds to create a social services grants budget that funds approximately 25 operational grants annually.

Actions taken to reduce lead-based paint hazards. 91.220(k); 91.320(j)

There is no lead-based paint in any publicly owned or publicly assisted rental housing units in Thousand Oaks. The City's Community Development Department maintains brochures at its public counter to inform contractors, property owners and renters of the Renovation, Repair and Paint (RRP) lead regulations and City staff will discuss with renovators how to comply and reduce the adverse effects of lead paint and lead dust in privately owned buildings.

Actions taken to reduce the number of poverty-level families. 91.220(k); 91.320(j)

Public and Social Services Grants: Through its non-profit partners that deliver public and social services to at-risk persons and households, the City supports numerous programs that assist working mothers to retain employment through full or part-time pre-school programs, after-school tutoring, supplemental food, low or no-cost medical care and other services. Examples are:

- Lutheran Social Services – Emergency assistance to homeless and at-risk persons (CDBG and SSEF funds)
- Conejo and Westminister Free Clinics – Low-Cost Medical Services (CDBG Funds)
- Manna Conejo Valley – Community Food Bank (SSEF Funds)
- St. Pascal Baylon/St. Vincent de Paul – Poor and Homless Assistance (SSEF Funds)
- Conejo Recreation and Park District – Conejo Creek Homework Tutoring (SSEF Funds)

Actions taken to develop institutional structure. 91.220(k); 91.320(j)

To address the needs of low-income residents, the City of Thousand Oaks collaborates with the County of Ventura, the Area Housing Authority of the County of Ventura (AHA), non-profit housing provider Many Mansions, the Ventura County Continuum of Care Alliance, the Conejo Recreation and Park District, the Conejo Valley Unified School District, Lutheran Social Services, Conejo Free Clinic, Westminister Free Clinic, Senior Concerns, Long Term Care Services of Ventura County, United Cerebral Palsy, and at least 12 other non-profit organizations.

Actions taken to enhance coordination between public and private housing and social service agencies. 91.220(k); 91.320(j)

The City works closely with the Area Housing Authority of the County of Ventura (AHA) and with non-profit affordable housing provider Many Mansions, to preserve, repair and rehabilitate local affordable, multi-family, rental units. The City leverages 15% of the CDBG entitlement grant with at least \$100,000 in local Social Services Endowment Funds (SSEF) to increase the number of low- and very low-income persons that can access these services.

Identify actions taken to overcome the effects of any impediments identified in the jurisdictions analysis of impediments to fair housing choice. 91.520(a)

The City collaborates with the County of Ventura to provide a Fair Housing Counseling program for all City residents including a 1-800 phone number, landlord-renter issues advisory service and legal advocacy for verified discrimination cases.

CR-40 - Monitoring 91.220 and 91.230

Describe the standards and procedures used to monitor activities carried out in furtherance of the plan and used to ensure long-term compliance with requirements of the programs involved, including minority business outreach and the comprehensive planning requirements

The City annually conducts monitoring on a minimum of 10% of its CDBG-funded subrecipients. Items for review are based on the CDBG monitoring checklist (Exhibit 3-16, Guide for Review of Sub-Recipient/Community Based Development Organization management.) The City will monitor for program income.

Residential Rehabilitation Programs (Multi-Unit and Single-Family, Owner Occupancy): The CDBG Subrecipient's will be contractually required to administer Federal prevailing wage and Section 3 programs for activities that require implementation of these programs. The City will monitor Affordable Rent Standards, as published by the Area Housing Authority of the County of Ventura which, as of 10/1/2014, are as follows: 0-Bedroom, \$1,014; 1-Bedroom, \$1,181; 2-Bedrooms, \$1,502; 3-Bedrooms, \$2,152.

Public and Social Services: The purpose of the City's monitoring activities is to help ensure that CDBG funds are used in compliance with Federal regulations. The CDBG program is governed by Final Rule, 24 CFR, Part 85 and 24 CFR Part 570. The basic objective of the monitoring process is for the City to monitor the performance of the Subrecipient, and/or any of Subrecipient's contractors, against goals and performance standards, as required by their contract.

Citizen Participation Plan 91.105(d); 91.115(d)

Describe the efforts to provide citizens with reasonable notice and an opportunity to comment on performance reports.

In accordance with the City's Citizen Participation Plan (Resolution 2015-023), the City provides 30 days for public review and comment for the Consolidated Plan, Analysis of Impediments, annual Action Plan, annual Consolidated Annual Performance and Evaluation Report (CAPER) and Substantial Amendments to the Consolidated Plan and/or Action Plan. The City provides notices of public review and public hearing via announcements on the City's website, through a legal notice published in the Ventura County Star and through a full-page display ad in the Thousand Oaks Acorn free newspaper. The City also provides paper copies for review at City Hall, and at other public buildings (on request). On request, the City will make CDBG-related documents and reports available in alternative formats for review by persons with disabilities.

CR-45 - CDBG 91.520(c)

Specify the nature of, and reasons for, any changes in the jurisdiction's program objectives and indications of how the jurisdiction would change its programs as a result of its experiences.

During Program Year 2015, there were no changes in program objectives.

Does this Jurisdiction have any open Brownfields Economic Development Initiative (BEDI) grants?

No

[BEDI grantees] Describe accomplishments and program outcomes during the last year.

CR-60 - ESG 91.520(g) (ESG Recipients only)

ESG Supplement to the CAPER in *e-snaps*

For Paperwork Reduction Act

1. Recipient Information—All Recipients Complete

Basic Grant Information

Recipient Name	THOUSAND OAKS
Organizational DUNS Number	055751937
EIN/TIN Number	952367314
Identify the Field Office	LOS ANGELES
Identify CoC(s) in which the recipient or subrecipient(s) will provide ESG assistance	

ESG Contact Name

Prefix
First Name
Middle Name
Last Name
Suffix
Title

ESG Contact Address

Street Address 1
Street Address 2
City
State
ZIP Code -
Phone Number
Extension
Fax Number
Email Address

ESG Secondary Contact

Prefix
First Name
Last Name
Suffix
Title
Phone Number
Extension
Email Address

2. Reporting Period—All Recipients Complete

Program Year Start Date	07/01/2015
-------------------------	------------

CAPER

Program Year End Date

06/30/2016

3a. Subrecipient Form – Complete one form for each subrecipient

Subrecipient or Contractor Name

City

State

Zip Code

DUNS Number

Is subrecipient a victim services provider

Subrecipient Organization Type

ESG Subgrant or Contract Award Amount

CR-65 - Persons Assisted

4. Persons Served

4a. Complete for Homelessness Prevention Activities

Number of Persons in Households	Total
Adults	
Children	
Don't Know/Refused/Other	
Missing Information	
Total	

Table 8 – Household Information for Homeless Prevention Activities

4b. Complete for Rapid Re-Housing Activities

Number of Persons in Households	Total
Adults	
Children	
Don't Know/Refused/Other	
Missing Information	
Total	

Table 9 – Household Information for Rapid Re-Housing Activities

4c. Complete for Shelter

Number of Persons in Households	Total
Adults	
Children	
Don't Know/Refused/Other	
Missing Information	
Total	

Table 10 – Shelter Information

4d. Street Outreach

Number of Persons in Households	Total
Adults	
Children	
Don't Know/Refused/Other	
Missing Information	
Total	

Table 11 – Household Information for Street Outreach

4e. Totals for all Persons Served with ESG

Number of Persons in Households	Total
Adults	
Children	
Don't Know/Refused/Other	
Missing Information	
Total	

Table 12 – Household Information for Persons Served with ESG

5. Gender—Complete for All Activities

	Total
Male	
Female	
Transgender	
Don't Know/Refused/Other	
Missing Information	
Total	

Table 13 – Gender Information

6. Age—Complete for All Activities

	Total
Under 18	
18-24	
25 and over	
Don't Know/Refused/Other	
Missing Information	
Total	

Table 14 – Age Information

7. Special Populations Served—Complete for All Activities

Number of Persons in Households				
Subpopulation	Total	Total Persons Served – Prevention	Total Persons Served – RRH	Total Persons Served in Emergency Shelters
Veterans				
Victims of Domestic Violence				
Elderly				
HIV/AIDS				
Chronically Homeless				
Persons with Disabilities:				
Severely Mentally Ill				
Chronic Substance Abuse				
Other Disability				
Total (unduplicated if possible)				

Table 15 – Special Population Served

CR-70 – ESG 91.520(g) - Assistance Provided and Outcomes

10. Shelter Utilization

Number of New Units – Rehabbed	
Number of New Units – Conversion	
Total Number of bed - nighths available	
Total Number of bed - nights provided	
Capacity Utilization	

Table 16 – Shelter Capacity

11. Project Outcomes Data measured under the performance standards developed in consultation with the CoC(s)

CR-75 – Expenditures

11. Expenditures

11a. ESG Expenditures for Homelessness Prevention

	Dollar Amount of Expenditures in Program Year		
	2013	2014	2015
Expenditures for Rental Assistance			
Expenditures for Housing Relocation and Stabilization Services - Financial Assistance			
Expenditures for Housing Relocation & Stabilization Services - Services			
Expenditures for Homeless Prevention under Emergency Shelter Grants Program			
Subtotal Homelessness Prevention			

Table 17 – ESG Expenditures for Homelessness Prevention

11b. ESG Expenditures for Rapid Re-Housing

	Dollar Amount of Expenditures in Program Year		
	2013	2014	2015
Expenditures for Rental Assistance			
Expenditures for Housing Relocation and Stabilization Services - Financial Assistance			
Expenditures for Housing Relocation & Stabilization Services - Services			
Expenditures for Homeless Assistance under Emergency Shelter Grants Program			
Subtotal Rapid Re-Housing			

Table 18 – ESG Expenditures for Rapid Re-Housing

11c. ESG Expenditures for Emergency Shelter

	Dollar Amount of Expenditures in Program Year		
	2013	2014	2015
Essential Services			
Operations			
Renovation			
Major Rehab			
Conversion			
Subtotal			

Table 19 – ESG Expenditures for Emergency Shelter

11d. Other Grant Expenditures

	Dollar Amount of Expenditures in Program Year		
	2013	2014	2015
Street Outreach			
HMIS			
Administration			

Table 20 - Other Grant Expenditures

11e. Total ESG Grant Funds

Total ESG Funds Expended	2013	2014	2015

Table 21 - Total ESG Funds Expended

11f. Match Source

	2013	2014	2015
Other Non-ESG HUD Funds			
Other Federal Funds			
State Government			
Local Government			
Private Funds			
Other			
Fees			
Program Income			
Total Match Amount			

Table 22 - Other Funds Expended on Eligible ESG Activities

11g. Total

Total Amount of Funds Expended on ESG Activities	2013	2014	2015

Table 23 - Total Amount of Funds Expended on ESG Activities

Attachment

Exhibits

2015-16 CAPER Report

Part Two - Exhibits

Con Plan Goals and Accomplishments THOUSAND OAKS, 2015



U.S. Department of Housing and Urban Development
Office of Community Planning and Development
Integrated Disbursement and Information System
Con Plan Goals and Accomplishments
THOUSAND OAKS, 2015

Date: 08/02/2016
Time: 12:04 PM
Page: 1

Accomplishments Associated With a Single Strategic Plan Goal

Goal	Category	Funding Source & Amount	Outcome Indicator	Outcome Unit of Measure	Outcome Expected - Strategic Plan	Outcome Actual - Strategic Plan	Percent Complete	Outcome Expected - Program Year	Outcome Actual - Program Year	Percent Complete
1 Improve Quality of Housing	Affordable Housing	CDBG: \$	Rental units rehabilitated	Household	75	0	0.00%	70	0	0.00%
			Homeowner Housing Rehabilitated	Household	300	75	25.00%	11	75	681.82%
			Housing Code Enforcement/Foreclosed Property Care	Household	4000	0	0.00%			
2 Increase Availability of Housing	Affordable Housing	CDBG: \$ / HOME: \$	Rental units constructed	Household	250	0	0.00%			
3 Provide Non-Homeless Supportive Services	Non-Homeless Special Needs	CDBG: \$	Public service activities other than Low/Moderate Income Housing Benefit	Persons Assisted	100000	7286	7.29%	7000	7286	104.09%
4 Provide Services to the Homeless	Homeless	CDBG: \$ / ESG: \$	Public service activities other than Low/Moderate Income Housing Benefit	Persons Assisted	30000	0	0.00%			
5 Improve Public Facilities	Non-Housing Community Development	CDBG: \$	Public Facility or Infrastructure Activities other than Low/Moderate Income Housing Benefit	Persons Assisted	125000	0	0.00%			
6 Improve Infrastructure	Non-Housing Community Development	CDBG: \$	Public service activities other than Low/Moderate Income Housing Benefit	Persons Assisted	125000	0	0.00%			
7 Economic Development	Non-Housing Community Development	CDBG: \$	Businesses assisted	Businesses Assisted	75	0	0.00%			
8 Fair Housing Opportunity	Non-Homeless Special Needs	CDBG: \$	Public service activities other than Low/Moderate Income Housing Benefit	Persons Assisted	4000	0	0.00%			
9 Planning and Administration	Administration	CDBG: \$	Other	Other	0	0		1	0	0.00%

Accomplishments Associated With More Than One Strategic Plan Goal



U.S. Department of Housing and Urban Development
Office of Community Planning and Development
Integrated Disbursement and Information System
Con Plan Goals and Accomplishments
THOUSAND OAKS, 2015

Date: 08/02/2016
Time: 12:04 PM
Page: 2

No data returned for this view. This might be because the applied filter excludes all data.

Accomplishments Not Associated With a Strategic Plan Goal

No data returned for this view. This might be because the applied filter excludes all data.

PR26
CDBG Financial Summary Report
Program Year 2015
THOUSAND OAKS, CA



Office of Community Planning and Development
U.S. Department of Housing and Urban Development
Integrated Disbursement and Information System
PR26 - CDBG Financial Summary Report
Program Year 2015
THOUSAND OAKS, CA

DATE: 08-02-16
TIME: 11:24
PAGE: 1

PART I: SUMMARY OF CDBG RESOURCES

01 UNEXPENDED CDBG FUNDS AT END OF PREVIOUS PROGRAM YEAR	86,665.00
02 ENTITLEMENT GRANT	574,017.00
03 SURPLUS URBAN RENEWAL	0.00
04 SECTION 108 GUARANTEED LOAN FUNDS	0.00
05 CURRENT YEAR PROGRAM INCOME	0.00
05a CURRENT YEAR SECTION 108 PROGRAM INCOME (FOR SI TYPE)	0.00
06 FUNDS RETURNED TO THE LINE-OF-CREDIT	0.00
06a FUNDS RETURNED TO THE LOCAL CDBG ACCOUNT	0.00
07 ADJUSTMENT TO COMPUTE TOTAL AVAILABLE	0.00
08 TOTAL AVAILABLE (SUM, LINES 01-07)	660,682.00

PART II: SUMMARY OF CDBG EXPENDITURES

09 DISBURSEMENTS OTHER THAN SECTION 108 REPAYMENTS AND PLANNING/ADMINISTRATION	356,724.81
10 ADJUSTMENT TO COMPUTE TOTAL AMOUNT SUBJECT TO LOW/MOD BENEFIT	0.00
11 AMOUNT SUBJECT TO LOW/MOD BENEFIT (LINE 09 + LINE 10)	356,724.81
12 DISBURSED IN DIS FOR PLANNING/ADMINISTRATION	114,803.00
13 DISBURSED IN DIS FOR SECTION 108 REPAYMENTS	0.00
14 ADJUSTMENT TO COMPUTE TOTAL EXPENDITURES	0.00
15 TOTAL EXPENDITURES (SUM, LINES 11-14)	471,527.81
16 UNEXPENDED BALANCE (LINE 08 - LINE 15)	189,154.19

PART III: LOW/MOD BENEFIT THIS REPORTING PERIOD

17 EXPENDED FOR LOW/MOD HOUSING IN SPECIAL AREAS	0.00
18 EXPENDED FOR LOW/MOD MULTI-UNIT HOUSING	230,000.00
19 DISBURSED FOR OTHER LOW/MOD ACTIVITIES	126,724.81
20 ADJUSTMENT TO COMPUTE TOTAL LOW/MOD CREDIT	0.00
21 TOTAL LOW/MOD CREDIT (SUM, LINES 17-20)	356,724.81
22 PERCENT LOW/MOD CREDIT (LINE 21/LINE 11)	100.00%

LOW/MOD BENEFIT FOR MULTI-YEAR CERTIFICATIONS

23 PROGRAM YEARS(PY) COVERED IN CERTIFICATION	PY: 2015 PY: PY:
24 CUMULATIVE NET EXPENDITURES SUBJECT TO LOW/MOD BENEFIT CALCULATION	471,526.00
25 CUMULATIVE EXPENDITURES BENEFITING LOW/MOD PERSONS	356,723.00
26 PERCENT BENEFIT TO LOW/MOD PERSONS (LINE 25/LINE 24)	75.65%

PART IV: PUBLIC SERVICE (PS) CAP CALCULATIONS

27 DISBURSED IN DIS FOR PUBLIC SERVICES	83,593.00
28 PS UNLIQUIDATED OBLIGATIONS AT END OF CURRENT PROGRAM YEAR	0.00
29 PS UNLIQUIDATED OBLIGATIONS AT END OF PREVIOUS PROGRAM YEAR	0.00
30 ADJUSTMENT TO COMPUTE TOTAL PS OBLIGATIONS	0.00
31 TOTAL PS OBLIGATIONS (LINE 27 + LINE 28 - LINE 29 + LINE 30)	83,593.00
32 ENTITLEMENT GRANT	574,017.00
33 PRIOR YEAR PROGRAM INCOME	0.00
34 ADJUSTMENT TO COMPUTE TOTAL SUBJECT TO PS CAP	0.00
35 TOTAL SUBJECT TO PS CAP (SUM, LINES 32-34)	574,017.00
36 PERCENT FUNDS OBLIGATED FOR PS ACTIVITIES (LINE 31/LINE 35)	14.56%

PART V: PLANNING AND ADMINISTRATION (PA) CAP

37 DISBURSED IN DIS FOR PLANNING/ADMINISTRATION	114,803.00
38 PA UNLIQUIDATED OBLIGATIONS AT END OF CURRENT PROGRAM YEAR	0.00
39 PA UNLIQUIDATED OBLIGATIONS AT END OF PREVIOUS PROGRAM YEAR	0.00
40 ADJUSTMENT TO COMPUTE TOTAL PA OBLIGATIONS	0.00
41 TOTAL PA OBLIGATIONS (LINE 37 + LINE 38 - LINE 39 + LINE 40)	114,803.00
42 ENTITLEMENT GRANT	574,017.00
43 CURRENT YEAR PROGRAM INCOME	0.00
44 ADJUSTMENT TO COMPUTE TOTAL SUBJECT TO PA CAP	0.00
45 TOTAL SUBJECT TO PA CAP (SUM, LINES 42-44)	574,017.00
46 PERCENT FUNDS OBLIGATED FOR PA ACTIVITIES (LINE 41/LINE 45)	20.00%



Office of Community Planning and Development
U.S. Department of Housing and Urban Development
Integrated Disbursement and Information System
PR26 - CDBG Financial Summary Report
Program Year 2015
THOUSAND OAKS, CA

DATE: 08-02-16
TIME: 11:24
PAGE: 2

LINE 17 DETAIL: ACTIVITIES TO CONSIDER IN DETERMINING THE AMOUNT TO ENTER ON LINE 17
Report returned no data.

LINE 18 DETAIL: ACTIVITIES TO CONSIDER IN DETERMINING THE AMOUNT TO ENTER ON LINE 18

Plan Year	IDIS Project	IDIS Activity	Activity Name	Matrix Code	National Objective	Drawn Amount
2015	1	388	2015 MF Improvements Los Arboles	14B	LMH	\$160,000.00
2015	1	389	2015 MF Richmond Terrace	14B	LMH	\$70,000.00
				14B	Matrix Code	\$230,000.00
Total						\$230,000.00

LINE 19 DETAIL: ACTIVITIES INCLUDED IN THE COMPUTATION OF LINE 19

Plan Year	IDIS Project	IDIS Activity	Voucher Number	Activity Name	Matrix Code	National Objective	Drawn Amount
2015	3	391	5870966	2015 - Conejo Free Clinic	05	LMC	\$3,625.00
2015	3	391	5915503	2015 - Conejo Free Clinic	05	LMC	\$3,625.00
2015	3	391	5935359	2015 - Conejo Free Clinic	05	LMC	\$3,500.00
2015	3	391	5948870	2015 - Conejo Free Clinic	05	LMC	\$4,250.00
2015	3	392	5870971	2015 - County of Ventura (RAIN)	05	LMC	\$1,985.00
2015	3	392	5915511	2015 - County of Ventura (RAIN)	05	LMC	\$1,983.00
2015	3	392	5935363	2015 - County of Ventura (RAIN)	05	LMC	\$1,983.00
2015	3	392	5948874	2015 - County of Ventura (RAIN)	05	LMC	\$1,983.00
2015	3	393	5870968	2015 - Long Term Care	05	LMC	\$2,479.00
2015	3	393	5915506	2015 - Long Term Care	05	LMC	\$2,479.00
2015	3	393	5935361	2015 - Long Term Care	05	LMC	\$2,479.00
2015	3	393	5948872	2015 - Long Term Care	05	LMC	\$2,480.00
2015	3	394	5870969	2015 - Lutheran Social Services	05	LMC	\$4,567.00
2015	3	394	5915507	2015 - Lutheran Social Services	05	LMC	\$4,743.75
2015	3	394	5935362	2015 - Lutheran Social Services	05	LMC	\$10,596.25
2015	3	395	5870970	2015 - Many Mansions	05	LMC	\$3,000.00
2015	3	396	5870967	2015 - Conejo Valley Senior Concerns	05	LMC	\$4,958.75
2015	3	396	5915505	2015 - Conejo Valley Senior Concerns	05	LMC	\$4,958.75
2015	3	396	5935360	2015 - Conejo Valley Senior Concerns	05	LMC	\$4,958.75
2015	3	396	5948871	2015 - Conejo Valley Senior Concerns	05	LMC	\$4,958.75
2015	3	397	5915510	2015 - Westminster Free Clinic	05	LMC	\$8,000.00
					05	Matrix Code	\$83,593.00
2014	2	364	5870963	2014 SF Improvements - Admin & Projects	14A	LMH	\$18,729.02
2015	2	390	5870965	2015 SF Improvements - Admin & Projects	14A	LMH	\$775.70
2015	2	390	5915501	2015 SF Improvements - Admin & Projects	14A	LMH	\$2,112.67
2015	2	390	5935358	2015 SF Improvements - Admin & Projects	14A	LMH	\$9,849.51
2015	2	390	5948868	2015 SF Improvements - Admin & Projects	14A	LMH	\$11,664.91
					14A	Matrix Code	\$43,131.81
Total							\$126,724.81

LINE 27 DETAIL: ACTIVITIES INCLUDED IN THE COMPUTATION OF LINE 27

Plan Year	IDIS Project	IDIS Activity	Voucher Number	Activity Name	Matrix Code	National Objective	Drawn Amount
2015	3	391	5870966	2015 - Conejo Free Clinic	05	LMC	\$3,625.00
2015	3	391	5915503	2015 - Conejo Free Clinic	05	LMC	\$3,625.00
2015	3	391	5935359	2015 - Conejo Free Clinic	05	LMC	\$3,500.00
2015	3	391	5948870	2015 - Conejo Free Clinic	05	LMC	\$4,250.00
2015	3	392	5870971	2015 - County of Ventura (RAIN)	05	LMC	\$1,985.00
2015	3	392	5915511	2015 - County of Ventura (RAIN)	05	LMC	\$1,983.00
2015	3	392	5935363	2015 - County of Ventura (RAIN)	05	LMC	\$1,983.00



Office of Community Planning and Development
U.S. Department of Housing and Urban Development
Integrated Disbursement and Information System
PR26 - CDBG Financial Summary Report
Program Year 2015
THOUSAND OAKS, CA

DATE: 08-02-16
TIME: 11:24
PAGE: 3

Plan Year	IDIS Project	IDIS Activity	Voucher Number	Activity Name	Matrix Code	National Objective	Drawn Amount
2015	3	392	5948874	2015 - County of Ventura (RAIN)	05	LMC	\$1,983.00
2015	3	393	5870968	2015 - Long Term Care	05	LMC	\$2,479.00
2015	3	393	5915506	2015 - Long Term Care	05	LMC	\$2,479.00
2015	3	393	5935361	2015 - Long Term Care	05	LMC	\$2,479.00
2015	3	393	5948872	2015 - Long Term Care	05	LMC	\$2,480.00
2015	3	394	5870969	2015 - Lutheran Social Services	05	LMC	\$4,567.00
2015	3	394	5915507	2015 - Lutheran Social Services	05	LMC	\$4,743.75
2015	3	394	5935362	2015 - Lutheran Social Services	05	LMC	\$10,596.25
2015	3	395	5870970	2015 - Many Mansions	05	LMC	\$3,000.00
2015	3	396	5870967	2015 - Conejo Valley Senior Concerns	05	LMC	\$4,958.75
2015	3	396	5915505	2015 - Conejo Valley Senior Concerns	05	LMC	\$4,958.75
2015	3	396	5935360	2015 - Conejo Valley Senior Concerns	05	LMC	\$4,958.75
2015	3	396	5948871	2015 - Conejo Valley Senior Concerns	05	LMC	\$4,958.75
2015	3	397	5915510	2015 - Westminster Free Clinic	05	LMC	\$8,000.00
					05	Matrix Code	\$83,593.00
Total							\$83,593.00

LINE 37 DETAIL: ACTIVITIES INCLUDED IN THE COMPUTATION OF LINE 37

Plan Year	IDIS Project	IDIS Activity	Voucher Number	Activity Name	Matrix Code	National Objective	Drawn Amount
2015	4	398	5915519	2015 - Staff Cost Maintenance Operations	21A		\$99,803.00
					21A	Matrix Code	\$99,803.00
2015	4	399	5915520	2015 - Fair Housing Counseling	21D		\$15,000.00
					21D	Matrix Code	\$15,000.00
Total							\$114,803.00

PR06
Summary of Consolidated Plan Projects
for Report Year 2015

U.S. DEPARTMENT OF HOUSING AND URBAN
DEVELOPMENT
OFFICE OF COMMUNITY PLANNING AND DEVELOPMENT
PR08 - Summary of Consolidated Plan Projects for Report
Year

IDIS

File IDIS Year Project	Project Title and Description	Program	Project Estimate	Amount Drawn This Fiscal Year	Amount Anticipated Draw	Amount Drawn Report Year
2015 1	Multi-Family Residential Rehabilitation	Multi-Family Residential Rehabilitation Improvements at Los Angeles and Richmond "cinco Apartments"	\$135,072.00	\$130,000.00	\$0.00	\$130,000.00
2	Single-Family Residential Rehabilitation	Los Angeles and Richmond "cinco Apartments"	\$186,025.00	\$140,621.00	\$121,218.21	\$27,402.79
3	Public Sector Services	Public Sector Services in non-profit agencies	\$45,553.00	\$15,565.00	\$0.00	\$15,565.00
4	Program Administration	Program Administration	\$114,828.00	\$114,803.00	\$0.00	\$114,803.00

City code to determine program is a wide indicator of
activity, public outreach, printing, wage comparison,
information and operations.

PR23
CDBG Summary of Accomplishments
Program Year: 2015
THOUSAND OAKS



THOUSAND OAKS

Count of CDBG Activities with Disbursements by Activity Group & Matrix Code

Activity Group	Activity Category	Open Count	Open Activities Disbursed	Completed Count	Completed Activities Disbursed	Program Year Count	Total Activities Disbursed
Housing	Rehab; Single-Unit Residential (14A)	1	\$24,402.79	1	\$18,729.02	2	\$43,131.81
	Rehab; Multi-Unit Residential (14B)	2	\$230,000.00	2	\$0.00	4	\$230,000.00
	Total Housing	3	\$254,402.79	3	\$18,729.02	6	\$273,131.81
Public Facilities and Improvements	Public Facilities and Improvement (General) (03)	1	\$0.00	0	\$0.00	1	\$0.00
	Total Public Facilities and Improvements	1	\$0.00	0	\$0.00	1	\$0.00
Public Services	Public Services (General) (05)	7	\$83,593.00	7	\$0.00	14	\$83,593.00
	Total Public Services	7	\$83,593.00	7	\$0.00	14	\$83,593.00
General Administration and Planning	General Program Administration (21A)	1	\$99,803.00	1	\$0.00	2	\$99,803.00
	Fair Housing Activities (subject to 20% Admin Cap) (21D)	1	\$15,000.00	1	\$0.00	2	\$15,000.00
	Total General Administration and Planning	2	\$114,803.00	2	\$0.00	4	\$114,803.00
Grand Total		13	\$452,798.79	12	\$18,729.02	25	\$471,527.81

THOUSAND OAKS				
CDBG Sum of Actual Accomplishments by Activity Group and Accomplishment Type				
Activity Group	Matrix Code	Accomplishment Type	Open Count	Program Year Totals
Housing	Rehab; Single-Unit Residential (14A)	Housing Units	6	12
	Rehab; Multi-Unit Residential (14B)	Housing Units	69	220
Public Services	Total Housing		75	232
	Public Services (General) (05)	Persons	7,286	14,822
	Total Public Services		7,286	14,822
Grand Total			7,361	15,054



THOUSAND OAKS

CDBG Beneficiaries by Racial / Ethnic Category

Housing-Non Housing	Race	Total Persons	Total Hispanic Persons	Total Households	Total Hispanic Households
Housing	White	0	0	207	85
	Black/ African American	0	0	21	0
	Asian	0	0	8	0
	Amer. Indian/Alaskan Native & Black/ African Amer.	0	0	1	0
	Other multi-racial	0	0	1	0
	Total Housing	0	0	238	85
	White	12,759	4,951	0	0
	Black/ African American	359	0	0	0
	Asian	640	0	0	0
	American Indian/Alaskan Native	52	0	0	0
Non Housing	Native Hawaiian/Other Pacific Islander	15	0	0	0
	American Indian/Alaskan Native & White	5	0	0	0
	Asian & White	30	0	0	0
	Black/ African American & White	35	2	0	0
	Amer. Indian/Alaskan Native & Black/ African Amer.	4	4	0	0
	Other multi-racial	923	342	0	0
	Total Non Housing	14,822	5,299	0	0
	White	12,759	4,951	207	85
	Black/ African American	359	0	21	0
	Asian	640	0	8	0
Grand Total	American Indian/Alaskan Native	52	0	0	0
	Native Hawaiian/Other Pacific Islander	15	0	0	0
	American Indian/Alaskan Native & White	5	0	0	0
	Asian & White	30	0	0	0
	Black/ African American & White	35	2	0	0
	Amer. Indian/Alaskan Native & Black/ African Amer.	4	4	1	0
	Other multi-racial	923	342	1	0
	Total Grand Total	14,822	5,299	238	85

THOUSAND OAKS				
CDBG Beneficiaries by Income Category				
	Income Levels	Owner Occupied	Renter Occupied	Persons
Housing	Extremely Low (<= 30%)	45	0	0
	Low (> 30% and <= 50%)	21	0	0
	Mod (> 50% and <= 80%)	9	0	0
	Total Low-Mod	75	0	0
	Non Low-Mod (> 80%)	0	0	0
Non Housing	Total Beneficiaries	75	0	0
	Extremely Low (<= 30%)	0	0	4,008
	Low (> 30% and <= 50%)	0	0	1,645
	Mod (> 50% and <= 80%)	0	0	885
	Total Low-Mod	0	0	6,538
	Non Low-Mod (> 80%)	0	0	748
	Total Beneficiaries	0	0	7,286

PR03
CDBG Activity Summary Report (GPR)
For Program Year 2015
THOUSAND OAKS

U.S. DEPARTMENT OF HOUSING AND URBAN
DEVELOPMENT
OFFICE OF COMMUNITY PLANNING AND DEVELOPMENT
PR03- BOSMAC (original)

IDIS

Year PID	Project Name	IDIS Activity #	Activity Name	Address
1994 0002	CONVERTED CDBG ACTIVITIES	2	CDBG COMMITTED FUNDS ADJUSTMENT	
2014 0002	Single-Family Residential Rehabilitation	364	2014 SF Improvements - Admin & Projects	2100 E Thousand Oaks Blvd Thousand Oaks, CA 91382-2595
2014 0002	Single-Family Residential Rehabilitation	363	2014 Single-Family Rehabilitation - McCarthy	271 Montia Vis Newbury Park, CA 91320-1021
2014 0002	Single-Family Residential Rehabilitation	364	2014 Single-Family Rehabilitation - Fuentes	550 Camino Manzanitas Thousand Oaks, CA 91362-2010
2014 0002	Single-Family Residential Rehabilitation	365	2014 Single-Family Rehabilitation - Flier	2125 Saxe Ct Thousand Oaks, CA 91360-3148
2014 0002	Single-Family Residential Rehabilitation	366	2014 Single-Family Rehabilitation - Johnson	2312 Arapaho Way Thousand Oaks, CA 91362-3211
2014 0002	Single-Family Residential Rehabilitation	367	2014 Single-Family Rehabilitation - LaBarbera	138 N Skyline Dr Spc 11 Thousand Oaks, CA 91362-3423
2014 0003	Program Administration	372	Fair Housing Counseling	

U.S. DEPARTMENT OF HOUSING AND URBAN
DEVELOPMENT
OFFICE OF COMMUNITY PLANNING AND DEVELOPMENT
PR00-BOSIMAC (original)

IDIS

Description	Nat Obj	Pol	M	MTX	Status	Objectives	Outcomes	Fund Dt	Funded	Draw Thru Amount	Draw In Amount	Balance	Accomp Type	Accomp Report By Year	Actual Year
C Administration and projects of Single Family Rehabilitation Program for minor structural rehabilitation on improvement on single-family owner-occupied units, including mobile homes, condominiums, townhomes and single-family detached dwellings.	0	0	0	0	0	0	0	11/0/001	3,951,814.94	3,837,573.59	0.00	4,236.25	0	0	0
Single Family Rehabilitation Program for structural improvement grants to very low-income, single-family owner-occupied units.	LMH	0	14A	C	2	3	3	9/17/2014	73,125.00	73,125.00	0.00	0.00	10	2014	5
Scope of work includes: GFCI Receptacles, Smoke Detectors, Carbon Monoxide Detector, Water Heater, Water Shut-off, Bathroom, Shower Glass, Bathtub Doors, Toilet Rain Gutters, Laundry Room Plumbing, Piped, Carpet.	LMH	0	14A	X	2	3	3	7/13/2015	0.00	0.00	0.00	0.00	10	2014	2
Single Family Rehabilitation Program for structural improvement grants to very low-income, single-family owner-occupied units.	LMH	0	14A	X	2	3	3	7/13/2015	0.00	0.00	0.00	0.00	10	2014	1
Scope of work includes: Polystyrene Foam Roof Improvement grants to very low-income, single-family owner-occupied units.	LMH	0	14A	X	2	3	3	7/13/2015	0.00	0.00	0.00	0.00	10	2014	1
Scope of work includes: Smoke Detector, GFCI Receptacles, HVAC, Water Heater, Receptacles, Wiring for Security Lights, Exhaust Fan	LMH	0	14A	X	2	3	3	7/13/2015	0.00	0.00	0.00	0.00	10	2014	1
Single Family Rehabilitation Program for structural improvement grants to very low-income, single-family owner-occupied units.	LMH	0	14A	X	2	3	3	7/13/2015	0.00	0.00	0.00	0.00	10	2014	1
Scope of work includes: Smoke Detectors, GFCI, Roof, Windows, Furnigation (Orange Oil Treatment), Light Switch	LMH	0	14A	X	2	3	3	7/13/2015	0.00	0.00	0.00	0.00	10	2014	1
Single Family Rehabilitation Program for structural improvement grants to very low-income, single-family owner-occupied units.	LMH	0	14A	X	2	3	3	7/13/2015	0.00	0.00	0.00	0.00	10	2014	1
Scope of work includes: GFCI, Smoke Detectors & Carbon Monoxide Detector, Earthquake Bracing, Leveling, Water Heater, Heating Unit	LMH	0	14A	X	2	3	3	7/13/2015	0.00	0.00	0.00	0.00	10	2014	1
Collaboration with the County of Ventura for fair housing counseling services to be offered to City residents through the Housing Rights Center of Los Angeles	0	0	0	0	0	0	0	9/17/2014	17,000.00	12,000.00	0.00	0.00	0	0	0

DATE: 9/20/2016
TIME: 5:31:38 PM
PAGE: 3/36

U.S. DEPARTMENT OF HOUSING AND URBAN
DEVELOPMENT
OFFICE OF COMMUNITY PLANNING AND DEVELOPMENT
PR03-BOSMAC (original)

IDIS

Total Owner-X Race Low		Owner-Non Low		Owner-Total Low		Owner-PCT Low		Renter-X Low		Renter-Non Low		Renter-Total Low		Renter-PCT Low	
0	1	0	1	0	1	0	1	0	1	0	1	0	1	0	1
6	0	6	0	6	0	0	0	0	0	0	0	0	0	0	0
2	0	2	0	2	0	0	0	0	0	0	0	0	0	0	0
1	0	1	0	1	0	0	0	0	0	0	0	0	0	0	0
1	0	1	0	1	0	0	0	0	0	0	0	0	0	0	0
1	0	1	0	1	0	0	0	0	0	0	0	0	0	0	0
1	0	1	0	1	0	0	0	0	0	0	0	0	0	0	0
1	0	1	0	1	0	0	0	0	0	0	0	0	0	0	0
0	0	0	0	0	0	0	0	0	0	0	0	0	0	0	0

3/36

U.S. DEPARTMENT OF HOUSING AND URRAN
 DEVELOPMENT
 OFFICE OF COMMUNITY PLANNING AND DEVELOPMENT
 PR03 BOSIMAC (original)

IDIS

	Owner+Renter-Low	Owner+Renter-Low-Mod	Owner+Renter-Non LM	Owner+Renter-Total LM	Owner+Renter-PCT Low	Persons-Low	Persons-Mod	Persons-Non LM	Persons-Total
0	0	0	0	0	0	0	0	0	0
6	0	0	0	0	0	0	0	0	0
2	0	0	0	0	0	0	0	0	0
1	0	0	0	0	0	0	0	0	0
1	0	0	0	0	0	0	0	0	0
1	0	0	0	0	0	0	0	0	0
1	0	0	0	0	0	0	0	0	0
0	0	0	0	0	0	0	0	0	0

IDIS

[illegible]

[illegible]

U.S. DEPARTMENT OF HOUSING AND URBAN
DEVELOPMENT
OFFICE OF COMMUNITY PLANNING AND DEVELOPMENT
PR03- B05MAC (original)

[illegible]

U.S. DEPARTMENT OF HOUSING AND URBAN
DEVELOPMENT
OFFICE OF COMMUNITY PLANNING AND DEVELOPMENT
PR00- D05MAC (original)

DATE: 9/20/2016
TIME: 5:31:38 PM
PAGE: 836

IDIS

Other/PH Renter	Other/PH Owner	Asian/PH Renter	Asian/PH Owner	Asian/PH Renter	Asian/PH Owner	Hispanic/PH Renter	Hispanic/PH Owner	Hispanic/PH Renter	Hispanic/PH Owner	Hispanic/PH Renter	Hispanic/PH Owner	Hispanic/PH Renter	Hispanic/PH Owner	Hispanic/PH Renter	Hispanic/PH Owner	Total	TotalH
0	0	0	0	0	0	0	0	0	0	0	0	0	0	0	0	0	0
0	0	0	0	0	0	0	0	0	0	0	0	0	0	0	0	8	1
0	0	0	0	0	0	0	0	0	0	0	0	0	0	0	0	2	0
0	0	0	0	0	0	0	0	0	0	0	0	0	0	0	0	1	1
0	0	0	0	0	0	0	0	0	0	0	0	0	0	0	0	1	0
0	0	0	0	0	0	0	0	0	0	0	0	0	0	0	0	1	0
0	0	0	0	0	0	0	0	0	0	0	0	0	0	0	0	1	0
0	0	0	0	0	0	0	0	0	0	0	0	0	0	0	0	1	0
0	0	0	0	0	0	0	0	0	0	0	0	0	0	0	0	1	0
0	0	0	0	0	0	0	0	0	0	0	0	0	0	0	0	1	0
0	0	0	0	0	0	0	0	0	0	0	0	0	0	0	0	1	0
0	0	0	0	0	0	0	0	0	0	0	0	0	0	0	0	1	0
0	0	0	0	0	0	0	0	0	0	0	0	0	0	0	0	1	0
0	0	0	0	0	0	0	0	0	0	0	0	0	0	0	0	1	0

DATE: 9/20/2018
TIME: 5:31:39 PM
PAGE: 8/36

U.S. DEPARTMENT OF HOUSING AND URBAN
DEVELOPMENT
OFFICE OF COMMUNITY PLANNING AND DEVELOPMENT
PR03 RESMAC (original)

IDIS	
Accomplishment Narrative	
0	
(FY14)	Processed 9 applications and evaluated prospects with potential with lead funds. 6 approved houses are approved for CDPS grant.
(FY14)	
(FY14)	
(FY14)	
(FY14)	
(FY14)	
0	

9/36

U.S. DEPARTMENT OF HOUSING AND URBAN
DEVELOPMENT
OFFICE OF COMMUNITY PLANNING AND DEVELOPMENT
PR03- BOSIMAC (original)

IDIS

Year PID	Project Name	IDIS Activity #	Activity Name	Address
2014.0003	Program Administration	373	Staff Costs	
2014.0004	Public/Social Services	365	Senior Meals on Wheels	401 Hodgecamp Rd Thousand Oaks, CA 91360-5467
2014.0004	Public/Social Services	366	Lutheran Social Services	80 F Hillcrest Dr Ste 101 Thousand Oaks, CA 91360-4219
2014.0004	Public/Social Services	367	Conejo Free Clinic	80 F Hillcrest Dr Ste 102 Thousand Oaks, CA 91360-4219
2014.0004	Public/Social Services	368	Long Term Care	2021 Searry Ave Ste 35 Ventura, CA 93003- 7417
2014.0004	Public/Social Services	369	VC RAIN Transitional Living Center	855 Partridge Dr Ventura, CA 93003-5405
2014.0004	Public/Social Services	370	Westminster Free Clinic	1040 E Janss Rd Thousand Oaks, CA 91360- 5118

10/36

IDIS

Description	NatObj	Pct/LM	MTX	Status	Objectives	Outcomes	Fund Dt	Funded	Draw Thru Amount	Draw In Amount	Balance	Accomp Type	Actual Report By Year
Start costs including salaries and benefits for those implementing the C/P's CDBG-funded program activities, including training, training, household costs related to administrative support for using newspaper display, etc. using committee support and start training.	0	0	21A	C	0	0	9/17/2014	99,457.00	99,457.00	0.00	0.00	0	0
Provides a daily hot meal, a cold snack and personal interaction to disabled elderly persons unable to shop or cook for themselves.	LMC	0	05	C	1	1	9/17/2014	10,835.00	10,835.00	0.00	0.00	01	2014 175
Coordinates a winter shelter program and a 305-day program for homeless persons and other needy persons residing in Thousand Oaks.	LMC	0	05	C	1	1	9/17/2014	19,937.00	19,937.00	0.00	0.00	01	2014 9/9
Offers low-cost lab tests and donated medical services and medications to low and very low-income persons that would otherwise have little or no access to health care.	LMC	0	05	C	1	1	9/17/2014	15,000.00	15,000.00	0.00	0.00	01	2014 1436
Provides volunteer ombudsman services and advocacy for the disabled elderly residing in long-term care facilities throughout Thousand Oaks.	LMC	0	05	C	1	1	9/17/2014	9,917.00	9,917.00	0.00	0.00	01	2014 347
Provides services to 100,000+ low-income persons living at the Rain Transitions Living Center. Services include self-sufficiency workshops and financial counseling.	LMC	0	05	C	1	1	9/17/2014	7,634.00	7,634.00	0.00	0.00	01	2014 5
Offers a free driver patient care to low and very low-income persons that would otherwise have little or no access to health care.	LMC	0	05	C	1	1	9/17/2014	5,000.00	5,000.00	0.00	0.00	01	2014 1/32

11/36

IDIS

Total Owner-X Race Low	Owner-Low	Owner-Low/Mod	Owner-Non Low	Owner-Total Low	Owner-PCT Low	Renter-X Low	Renter-Low	Renter-Low/Mod	Renter-Non Low	Renter-Total Low	Renter-PCT Low	Owner-Renter-X Low
0	0	0	0	0	0	0	0	0	0	0	0	0
175	0	0	0	0	0	0	0	0	0	0	0	0
876	0	0	0	0	0	0	0	0	0	0	0	0
1435	0	0	0	0	0	0	0	0	0	0	0	0
3171	0	0	0	0	0	0	0	0	0	0	0	0
5	0	0	0	0	0	0	0	0	0	0	0	0
1732	0	0	0	0	0	0	0	0	0	0	0	0

12/33

U.S. DEPARTMENT OF HOUSING AND URBAN
DEVELOPMENT
OFFICE OF COMMUNITY PLANNING AND DEVELOPMENT
PR03- DOSMAC (original)

IDIS

Owner-Renter-Low	Owner-Renter-Low/Mod	Owner-Renter-Non	Owner-Renter-Total	Owner-Renter-PCT	Persons X	Persons-Low	Persons-Mod	Persons-Non	Persons-Total
0	0	0	0	0	0	0	0	0	0
0	0	0	0	65	71	28	11	175	
0	0	0	0	769	83	13	1	376	
0	0	0	0	903	238	204	91	1436	
0	0	0	0	753	1110	634	634	3171	
0	0	0	0	6	0	0	0	6	
0	0	0	0	1676	54	2	0	1732	
									13/36

[illegible]

[illegible]

U.S. DEPARTMENT OF HOUSING AND URBAN
 DEVELOPMENT
 OFFICE OF COMMUNITY PLANNING AND DEVELOPMENT
 PR03-BOSMAC (original)

IDIS																Total TotalH	
OtherMRH	OtherMRH	AsianPI	AsianPI	AsianPI	AsianPI	AsianPI	AsianPI	AsianPI	AsianPI	AsianPI	AsianPI	AsianPI	AsianPI	AsianPI	AsianPI	Hispanic	Hispanic
Renter	Persons	Owner	Renter	Persons	Owner	Renter	Persons	Owner	Renter	Persons	Owner	Renter	Persons	Owner	Renter	Persons	Persons
0	0	0	0	0	0	0	0	0	0	0	0	0	0	0	0	0	0
0	0	0	0	0	0	0	0	0	0	0	0	0	0	0	0	175	18
0	298	0	0	0	0	0	0	0	0	0	0	0	0	0	0	876	569
0	0	0	0	0	0	0	0	0	0	0	0	0	0	0	0	1436	346
0	0	0	0	0	0	0	0	0	0	0	0	0	0	0	0	3171	358
0	0	0	0	0	0	0	0	0	0	0	0	0	0	0	0	6	0
0	0	0	0	0	0	0	0	0	0	0	0	0	0	0	0	1792	1374

17/36

U.S. DEPARTMENT OF HOUSING AND URBAN
DEVELOPMENT
OFFICE OF COMMUNITY PLANNING AND DEVELOPMENT
PR03-BOSMAC (original)

DATE: 9/20/2016
TIME: 5:31:38 PM
PAGE: 18/38

IDIS

Accomplishment Narrative
0
<p>(PY14): Program served low income seniors in Thousand Oaks. Program delivered a freshly prepared, nutritionally-balanced hot lunch and cold snack dinner to homebound seniors.</p>
<p>(PY14): Program assist Thousand Oaks families living in poverty. Assistance includes a complete intake and assessment screening and emergency assistance. If qualified, assistance may include rent/mortgage assistance, utility assistance, medical/dental assistance, vision, prescription assistance, transportation assistance, food vouchers, and/or clothing vouchers. Program offers a Winter Shelter & Meal Program.</p>
<p>(PY14): Clinic provides free medical and dental services to low-income and uninsured residents of Thousand Oaks, including physicians and nursing care, labs, imaging, prescriptions, follow up and referrals.</p>
<p>(PY14): Program provided unduplicated services to seniors in Thousand Oaks in Long Term Care facilities and services to adults living in facilities for the developmentally disabled. Visit facilities to help ensure residents are receiving quality care, their rights are being respected, they are not being mistreated or abused, and their living environment is safe and clean. Investigate complaints. Provide counseling.</p>
<p>(PY14): Program provided outreach and eligibility to Thousand Oaks homeless clients. Services includes safe transitional living environment and case management services.</p>
<p>(PY14): Program provided service to low-income Thousand Oaks residents. Program included medical services, labs, diagnostic tests, mammograms, x-rays, medications, and patient case management which included teaching the patient health literacy to empower patients to make informed decisions about their health, and advocated for patients needing referrals.</p>

18/35

U.S. DEPARTMENT OF HOUSING AND URBAN
 DEVELOPMENT
 OFFICE OF COMMUNITY PLANNING AND DEVELOPMENT
 PR03- BOSMAC (original)

IDIS

Year	PID	Project Name	IDIS Activity #	Activity Name	Address
2014	0004	Public/Social Services	371	Many Mansions Extended Case Management	145B E Thousand Oaks Blvd Thousand Oaks, CA 91322-2896
2014	0005	Multi-Family Residential Rehabilitation	382	2014 MF Improvements Shadow Hills	227 E Wilbur Rd Thousand Oaks, CA 91360-5440
2014	0005	Multi-Family Residential Rehabilitation	383	2014 MF Improvements Essoff Village	1425 E Thousand Oaks Blvd Thousand Oaks, CA 91362-2825
2015	0001	Multi-Family Residential Rehabilitation	388	2015 MF Improvements Los Angeles	301 Calle Hoya Thousand Oaks, CA 91360-4715
2015	0001	Multi-Family Residential Rehabilitation	389	2015 MF Richmond Terrace	76C Warwick Ave Thousand Oaks, CA 91360-3701
2015	0002	Single-Family Residential Rehabilitation	390	2015 SH Improvements - Admin & Projects	39 Pangle Ct Thousand Oaks, CA 91320-3808
2015	0003	Public/Social Services	391	2015 - Conejo Free Clinic	80 E Hillcrest Dr Ste 102 Thousand Oaks, CA 91360-4219

U.S. DEPARTMENT OF HOUSING AND URBAN
DEVELOPMENT
OFFICE OF COMMUNITY PLANNING AND DEVELOPMENT
PR00-UCS&AC (original)

ID: 5

Description	NatObj	Proj	MTX	Status	Objectives	Fund	DT	Fund	Draw Thru Amount	Draw In Amount	Balance	Accomp Type	Report By Year
Provide excellent case management services to low-income families residing at Mary Mansions project. Services include case management and life skills development.	LMC	0	05	C	1	7	9/17/2014	3,000.00	3,000.00	0.00	0.00	01	2014 140
Shadow Hills Apartments (110+ affordable units) CDBG grant to repair line rooms and improvements; laundry room repairs; HVAC improvements and install low-flow, water-efficient toilets.	LMH	0	14B	C	2	3	9/17/2014	200,000.00	200,000.00	0.00	0.00	10	2014 101
Essex Village Apartments (50 very low income units) CDBG grant to repair garbage disposal units and replace infrastructure to correct frequent backups and clogs of the sewage system; replace toilets with low water-use type.	LMH	0	14B	C	2	3	9/17/2014	50,000.00	50,000.00	0.00	0.00	10	2014 50
Artes Housing Authority \$700,000 for Los Angeles Apartments (42 Family Units) Water heaters, Lighting, Carpets, Urnways, Sidewalks.	LMH	0	14B	C	2	3	10/5/2015	80,000.00	80,000.00	0.00	0.00	10	2015 43
Mary Mansions \$70,000 for Richmond Terrace Apartments (77 units, including 13 with permanent supportive services) Low-flow toilets, Garbage Dispos, Fences, Tree Trimming.	LMH	0	14B	C	2	3	10/5/2015	70,000.00	70,000.00	0.00	0.00	10	2015 26
Rehabilitator of existing single-family residential structures (Low-Income Residential Rehabilitation Program (LIRR) Minor structural rehabilitation, improvement to the security system, occupied units, including mobile homes, condominiums, townhomes and single family detached dwellings. Maximum of \$3,000 grant per eligible applicant and project. If the structure will not exceed 25% of project cost.	LMH	0	14A	C	2	3	10/5/2015	145,621.00	24,402.79	24,402.79	121,218.21	10	2015 5
Offers low-cost lab tests and created medical services and medications to low and very low-income persons that would otherwise have little or no access to health care.	LMC	0	05	C	1	1	10/5/2015	15,000.00	15,000.00	0.00	0.00	01	2015 1377

20/36

U.S. DEPARTMENT OF HOUSING AND URBAN
DEVELOPMENT
OFFICE OF COMMUNITY PLANNING AND DEVELOPMENT
PRD- BOSMAC (original)

DATE: 9/20/2016
TIME: 5:31:38 PM
PAGE: 2/36

IDIS

Total Owner-X Race Low	Owner-Low	Owner-Non Low	Owner-PCT Low	Renter-X Low	Renter-Low	Renter-Non Low	Renter-PCT Low	Owner-Total Low	Renter-Total Low	Owner-Non Low	Renter-Non Low	Owner-PCT Low	Renter-PCT Low
140	0	0	0	0	0	0	0	0	0	0	0	0	0
101	40	24	37	0	101	0	0	0	0	0	0	0	40
50	41	8	0	0	50	0	0	0	0	0	0	0	41
43	25	12	0	0	43	0	0	0	0	0	0	0	25
26	19	4	0	0	26	0	0	0	0	0	0	0	19
6	1	5	0	0	6	0	0	0	0	0	0	0	1
1377	0	0	0	0	0	0	0	0	0	0	0	0	0

21/36

U.S. DEPARTMENT OF HOUSING AND URBAN
DEVELOPMENT
OFFICE OF COMMUNITY PLANNING AND DEVELOPMENT
PRC3-BOSMAC (original)

DATE: 9/20/2018
TIME: 5:31:38 PM
PAGE: 22/38

IDIS

	Owner+Renter-Low	Owner+Renter-Low/Mod	Owner+Renter-Non LM	Owner+Renter-Total	Owner+Renter-PCT Persons-X Low	Persons-Low	Persons-Mod	Persons-Non LM	Persons-Total
0	0	0	0	0	33	50	7	0	140
24	37	0	0	0	0	0	0	0	0
9	0	0	0	0	0	0	0	0	0
12	0	0	0	0	0	0	0	0	0
4	3	0	0	0	0	0	0	0	0
5	0	0	0	0	0	0	0	0	0
0	0	0	0	0	361	237	175	104	1377

22/36

23136

U.S. DEPARTMENT OF HOUSING AND URBAN
DEVELOPMENT
OFFICE OF COMMUNITY PLANNING AND DEVELOPMENT
PR03- BQSMAC (original)

510

[illegible]

U.S. DEPARTMENT OF HOUSING AND URBAN
DEVELOPMENT
OFFICE OF COMMUNITY PLANNING AND DEVELOPMENT
PR03- B05MAC (original)

[illegible]

U.S. DEPARTMENT OF HOUSING AND URBAN
DEVELOPMENT
OFFICE OF COMMUNITY PLANNING AND DEVELOPMENT
PR03-BOSMAC (original)

IDIS

Other/PH Renter	Other/PH Persons	Asian/PH Owner	Asian/PH Renter	Asian/PH Persons	Asian/PH Owner	Hispanic/PH Owner	Hispanic/PH Renter	Hispanic/PH Persons	Hispanic/PH Owner	Hispanic/PH Renter	Hispanic/PH Persons	Total Total
0	0	0	0	0	0	0	0	0	0	0	0	140 59
0	0	0	0	0	0	0	0	0	0	0	0	101 57
0	0	0	0	0	0	0	0	0	0	0	0	50 5
0	0	0	0	0	0	0	0	0	0	0	0	43 18
0	0	0	0	0	0	0	0	0	0	0	0	26 3
0	0	0	0	0	0	0	0	0	0	0	0	5 0
0	0	0	0	0	0	0	0	0	0	0	0	1377 364

26/35

U.S. DEPARTMENT OF HOUSING AND URBAN
DEVELOPMENT
OFFICE OF COMMUNITY PLANNING AND DEVELOPMENT
PR09-BOSIMAC (original)

DATE: 9/20/2016
TIME: 6:31:38 PM
PAGE: 27/36

IDS

Accomplishment Narrative
(PY14): Program provides Case Management services to low-income and/or formerly homeless residents in Thousand Oaks who do not participate in HUD funded CAC program. Program activities include regular case management, life skills workshops and sessions, and job development sessions.
(PY14):
(PY14):
(PY15): Improvements at the affordable rental complex, Los Angeles Apartments, 801-808 Calle Haya, Thousand Oaks, CA 91320. Includes: 63 energy-efficient lighting upgrades, 8 new water heaters, repair of 6 garages, repair 4 driveways and construct 1,000 square feet of sidewalk safety improvements. Outcome: Preservation of existing affordable housing facilities; rehabilitation of common areas and individual units.
(PY15): Rehabilitation project is underway and expected to be complete by June 2016.
(PY15): 6 Rehabilitation projects are underway.
(PY15):

DATE: 9/20/2016
TIME: 5:31:38 PM
PAGE: 28/35

U.S. DEPARTMENT OF HOUSING AND URBAN
DEVELOPMENT
OFFICE OF COMMUNITY PLANNING AND DEVELOPMENT
PR03-BOSMAC (original)

IDIS

Year PID	Project Name	IDIS Activity #	Activity Name	Address
2015 0003	Public/Social Services	392	2015 - County of Ventura (RAIN)	955 Partridge Dr. Ventura, CA 93003-5405
2015 0003	Public/Social Services	393	2015 - Long Term Care	2021 Sperry Ave Ste 35. Ventura, CA 93003-7417
2015 0003	Public/Social Services	394	2015 - Lutheran Social Services	90 E Hillcrest Dr Ste 101 Thousand Oaks CA 91360-4219
2015 0003	Public/Social Services	395	2015 - Many Mansions	1450 E Thousand Oaks Blvd Thousand Oaks, CA 91362-2806
2015 0003	Public/Social Services	396	2015 - Contra Valley Senior Concerns	401 Hodgecamp Rd Thousand Oaks, CA 91360-3457
2015 0003	Public/Social Services	397	2015 - Westminster Free Clinic	1000 E Janss Rd Thousand Oaks, CA 91350-5119
2015 0004	Program Administration	398	2015 - Staff Cost Maintenance Operations	
2015 0004	Program Administration	399	2015 - Fair Housing Counseling	

IDS

Description	NatObj	Pct/LM	MTX	Status	Objectives	Fund Dt	Funded	Draw Thru Amount	Draw In Amount	Balance	Accomp Type	Report By Year	Actual By Year
Provides services to Third and Oaks homeless persons living at the RAIN Transitional Living Center. Services include safety, fidelity workshops and financial skills workshops.	LWC	0	05	0	1	10/5/2015	7,934.00	7,934.00	7,934.00	0.00	01	2015	0
Provides volunteer outreach services and advocacy for the homeless elderly residing in long-term care facilities throughout Thurston County.	LWC	0	05	0	1	10/5/2015	9,917.00	9,917.00	9,917.00	0.00	01	2015	3140
Emergency Assistance Program to families in poverty in the Olympic Valley.	LWC	0	05	0	1	10/5/2015	9,907.00	19,907.00	19,907.00	0.00	01	2015	568
Provides assistance to include a complete intake and assessment, screening and emergency assistance (if qualified) in the form of food, medical assistance, utility assistance, medical/dental assistance, social prescription assistance, transportation assistance, food vouchers, and clothing vouchers.	LWC	0	05	0	1	10/5/2015	3,000.00	3,000.00	3,000.00	0.00	01	2015	106
Provides extended case management services to low-income families residing at Mary Maristons properties.	LWC	0	05	0	1	10/5/2015	9,835.00	19,835.00	19,835.00	0.00	01	2015	88
Provides a daily hot meal, a cold snack and personal interaction to disabled elderly persons unable to shop or cook for themselves.	LWC	0	05	0	1	10/5/2015	8,000.00	8,000.00	8,000.00	0.00	01	2015	006
Offers free of cost patient care to low and very low-income persons that would otherwise have no access to health care.	LWC	0	05	0	1	10/5/2015	94,803.00	94,803.00	94,803.00	0.00	0	0	0
Staff costs including salaries and benefits for those implementing the City's ODEG-funded program activities benefiting low/mod households.	0	0	21A	0	0	10/5/2015	0.00	0.00	0.00	0.00	0	0	0
Costs related to administrative support including newspaper display advertising, committee support and staff training.	0	0	21D	0	0	10/5/2015	0.00	0.00	0.00	0.00	0	0	0
Other cost includes preparing plans, reports, analysis, and monitoring of Federal prevailing wages.	0	0	21D	0	0	10/5/2015	0.00	0.00	0.00	0.00	0	0	0
This activity provides funding for housing information, counseling and advocacy for city residents, particularly those living in lower income households that are statistically more likely to be subject to housing discrimination.	0	0	21D	0	0	10/5/2015	0.00	0.00	0.00	0.00	0	0	0

IDIS

Total Owner-X Race Low	Owner-Low	Owner-Non Low	Owner-Total LM	Owner-PCT Low	Renter-Low	Renter-Non Low	Renter-Total LM	Renter-PCT Low	Owner+Renter-X Low
3	0	0	0	0	0	0	0	0	0
3140	0	0	0	0	0	0	0	0	0
566	0	0	0	0	0	0	0	0	0
106	0	0	0	0	0	0	0	0	0
188	0	0	0	0	0	0	0	0	0
1906	0	0	0	0	0	0	0	0	0
0	0	0	0	0	0	0	0	0	0
0	0	0	0	0	0	0	0	0	0

J.S. DEPARTMENT OF HOUSING AND URBAN
DEVELOPMENT
OFFICE OF COMMUNITY PLANNING AND DEVELOPMENT
PR03-BOSMAC (original)

IDIS

Owner-Renter-Low	Owner-Renter-Low/Mod	Owner-Renter-Non	Owner-Renter-Total	Owner-Renter-PCT	Persons-Low	Persons-Low	Persons-Mod	Persons-Non	Persons-Total
0	0	0	0	0	3	0	0	0	3
0	0	0	0	0	784	1099	529	626	3140
0	0	0	0	0	390	135	36	3	566
0	0	0	0	0	81	25	0	0	106
0	0	0	0	0	72	61	42	13	188
0	0	0	0	0	1617	88	1	0	1506
0	0	0	0	0	0	0	0	0	0
0	0	0	0	0	0	0	0	0	0

31/36

U.S. DEPARTMENT OF HOUSING AND URBAN
DEVELOPMENT
OFFICE OF COMMUNITY PLANNING AND DEVELOPMENT
PR03-BOSMAC (original)

DATE: 9/20/2016
TIME: 5:31:33 PM
PAGE: 32/36

IDIS	Fem Persons-PCT-LM Owner	Fem HSHld Owner	Fem HSHld Renter	Fem HSHld Owner	White Persons Owner	White Persons Renter	White Persons Owner	White Persons Renter	Black Persons Owner	Black Persons Renter	Black Persons Owner	Black Persons Renter	Black Persons Owner	Black Persons Renter	Asian Persons Owner	Asian Persons Renter	Asian Persons Owner	Asian Persons Renter	Asian Persons Owner	Asian Persons Renter
1	0	0	0	0	0	0	0	0	0	0	0	0	0	0	0	0	0	0	0	0
0.8	0	0	0	0	0	0	0	0	0	0	0	0	0	0	0	0	0	0	0	0
0.99	0	0	0	0	0	0	0	0	0	0	0	0	0	0	0	0	0	0	0	0
0.83	0	0	0	0	0	0	0	0	0	0	0	0	0	0	0	0	0	0	0	0
1	0	0	0	0	0	0	0	0	0	0	0	0	0	0	0	0	0	0	0	0
0	0	0	0	0	0	0	0	0	0	0	0	0	0	0	0	0	0	0	0	0
0	0	0	0	0	0	0	0	0	0	0	0	0	0	0	0	0	0	0	0	0

U.S. DEPARTMENT OF HOUSING AND URBAN
DEVELOPMENT
OFFICE OF COMMUNITY PLANNING AND DEVELOPMENT I
PRCS- BOSMAC (original)

511

[illegible]

SID1

[illegible]

J.S. DEPARTMENT OF HOUSING AND URBAN
 DEVELOPMENT
 OFFICE OF COMMUNITY PLANNING AND DEVELOPMENT
 PR03-BOSMAC (original)

IDIS

OtherMRH Renter	OtherMRH Persons	AsianPI Owner	AsianPI Renter	AsianPI Persons	AsianPI Owner	AsianPI Renter	AsianPI Persons	Hispanic Owner	Hispanic Renter	Hispanic Persons	Hispanic Owner	Hispanic Renter	Hispanic Persons	Total TotalH
0	0	0	0	0	0	0	0	0	0	0	0	0	0	3
0	0	0	0	0	0	0	0	0	0	0	0	0	0	3140 313
0	43	0	0	0	0	0	0	0	0	0	0	0	0	965 221
0	0	0	0	0	0	0	0	0	0	0	0	0	0	105 58
0	0	0	0	0	0	0	0	0	0	0	0	0	0	106 14
0	0	0	0	0	0	0	0	0	0	0	0	0	0	1806 1585
0	0	0	0	0	0	0	0	0	0	0	0	0	0	0
0	0	0	0	0	0	0	0	0	0	0	0	0	0	0

35/35

U.S. DEPARTMENT OF HOUSING AND URBAN
 DEVELOPMENT
 OFFICE OF COMMUNITY PLANNING AND DEVELOPMENT
 PR03-BOSR/AC (original)

IDIS	Accomplishment Narrative
(PY 15)	
(PY 15)	
(PY 15)	
(PY 15)	
(PY 15)	
(PY 15)	
0	
0	

Geographic Maps

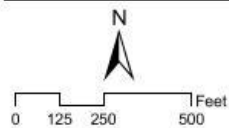
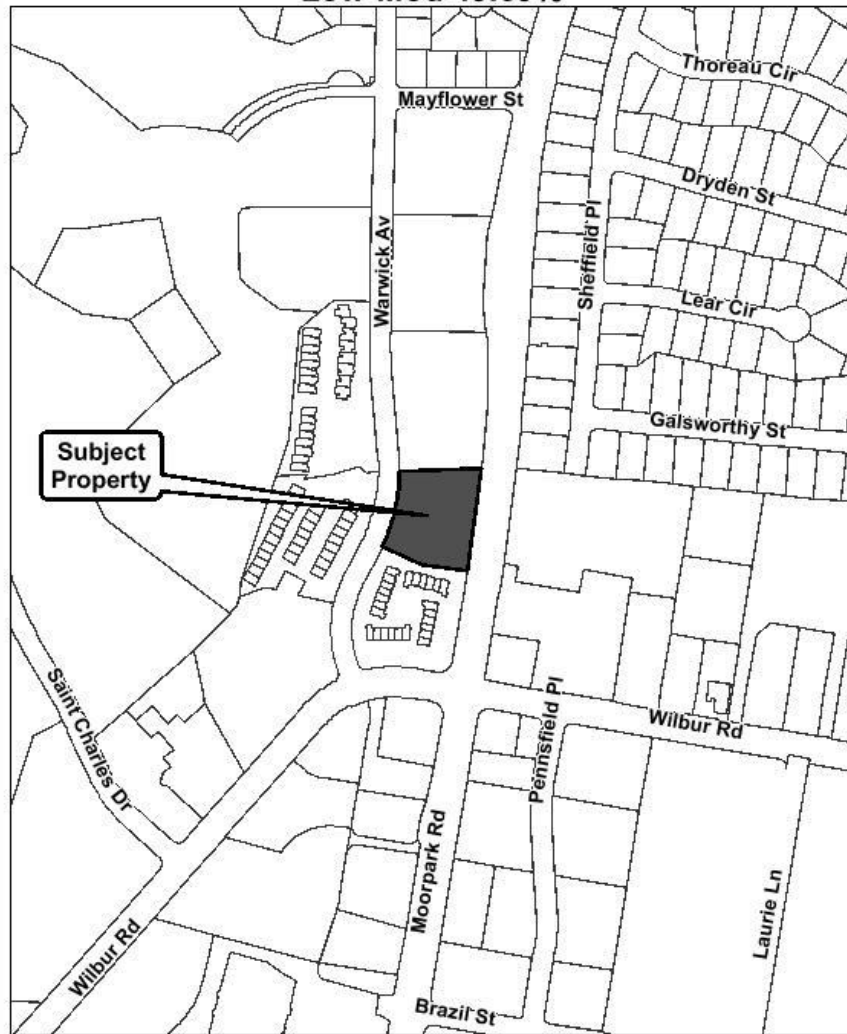
Los Arboles Apartments Improvements (HS9944)
801-886 Calle Haya, Thousand Oaks
Census Tract 6500, Block Group 2
Low-Mod 43.36%



City of Thousand Oaks
Community Development Department

U:\cd\loshita\CDBG\LosArboles(CT65-BG2).mxd

Richmond Terrace Apartments Improvements (HS9945)
760 Warwick Ave, Thousand Oaks
Census Tract 6900, Block Group 2
Low-Mod 49.69%



City of Thousand Oaks
Community Development Department

U:\cd\oshita\CDBG\RichmondTerr\CT69-BG2.mxd

2015-16 CAPER Report

Part Three – Public Comments



Community Development Department

2100 Thousand Oaks Boulevard • Thousand Oaks, CA 91320
Planning Division • Phone 805/449.2323 • Fax 805/449.2353 • www.toaks.org
Building Division • Phone 805/449.2500 • Fax 805/449.2375 • www.toaks.org

September 19, 2016

Nick I. Quidwai
Concerned Citizens of Thousand Oaks
817 San Carlos Drive
Newbury Park, CA 91320-1821

Dear Mr. Quidwai:

Thank you for providing public hearing comments on the City's 2015-16 CAPER report at the September 13, 2016 City Council meeting. During your comments, you inquired as to the reason why the City received a three percent increase in the 2015-16 Community Development Block Grant (CDBG) entitlement funding over the total allocated to Thousand Oaks in 2014-15. The answer is that the national CDBG budget was increased and all grants were proportionately adjusted to reflect this funding increase.

You also discussed the City's homeless persons and their needs. The City supports Lutheran Social Services (LSS) which is the local agency that coordinates the Conejo Valley Winter Shelter and the 365-day evening meal program. More than 1,000 volunteers contribute to LSS's efforts to shelter and feed persons in need. In addition, the Emergency Services program, which the City assists with an annual grant, helps meet the needs of low-income persons and families with many kinds of services.

Also, during your comments, you discussed the City's social services grants program, suggesting that certain policy and/or procedural changes need to be made. The City will take your comments into consideration for the future. In closing, the City appreciates your time and interest in the City's 2015-16 CAPER public hearing. A copy of this letter is being included in the exhibits section of the City's CAPER report for submittal to the U.S. Department of Housing and Urban Development (HUD).

Sincerely,

CITY OF THOUSAND OAKS

Caroline R. Milton
Senior Analyst

H:\COMMON\Housing & Redevelopment\2016 CDBG\2015 CAPER\91916_Quidwai_Letter.docx

toaks.org